

J. HALSTRICK, Jr.

GAS-BURNER.

No. 190,431.

Patented May 8, 1877.

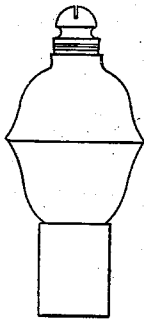


Fig. 1.

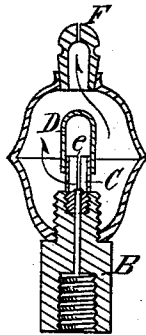


Fig. 2.

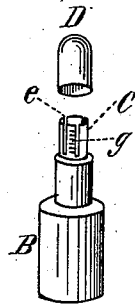


Fig. 3.

Witnesses:

J. M. Brown
H. H. Hamilton

Inventor:

Joseph Halstrick Jr.

Per C. E. Remick
Att'y

UNITED STATES PATENT OFFICE.

JOSEPH HALSTRICK, JR., OF BOSTON, MASSACHUSETTS.

IMPROVEMENT IN GAS-BURNERS.

Specification forming part of Letters Patent No. **190,431**, dated May 8, 1877; application filed December 22, 1876.

To all whom it may concern:

Be it known that I, JOSEPH HALSTRICK, Jr., of Boston, in the county of Suffolk and State of Massachusetts, have invented an Improved Gas-Burner, of which the following is a specification:

The object of my invention is to produce a device which may be attached or incorporated with the ordinary burner in such a manner as to check and regulate the flow of gas, producing greater illuminating properties with a lesser consumption of the gas.

My invention consists in providing the check in common use on the burner with a series of vertical slots, four or less in number, and of sufficient width to allow free egress for the gas, the flow of which is limited and regulated by a proper concaved sliding cap of metal, and adjusted by the vertical movement of the same over the check. Said cap compresses the check sufficiently to retain its position, and yet move easily, without dropping by its weight, or by undue pressure closing the whole or a part of the vertical slots or apertures. On the outer circumference of this check are parallel lines or indentations, which are for the purpose of a gage, when adjusting the sliding cap to regulate the flow of gas. For further reference see the accompanying drawings, in which—

Figure 1 represents a vertical plan view of a gas-burner. Fig. 2 is a vertical section of the same. Fig. 3 shows a perspective view of base, check, and cap removed.

B represents the base, C the check united by a proper screw-thread to the base. *ee* represent the perpendicular slots cut equidistant for the free egress of the gas, which is properly regulated by the sliding cap D, said cap being further adjusted by the scale notches *g*, cut as indicated, or extending in continuous lines around the check. F, lava tips. Arrows indicate the passage of gas.

Having thus explained the nature of my invention, what I claim, and desire to secure by Letters Patent, is—

A combination of the gas-check C, provided with the slots *ee* and gage-lines *g*, and the sliding cap D, the whole constructed and operating substantially as and for the purpose described.

In testimony whereof I have signed my name to this specification in the presence of two subscribing witnesses.

JOSEPH HALSTRICK, JR.

Witnesses:

GEO. F. HAMILTON,
J. M. BROWN.